

Tuesday 4 June 2013 – Afternoon

GCSE GEOGRAPHY A

A671/02 Extreme Environments (Higher Tier)

Candidates answer on the Question Paper.


OCR supplied materials:

- An Insert (A671/01/02/1 – inserted)

Other materials required:

None

Duration: 1 hour



Candidate forename		Candidate surname	
--------------------	--	-------------------	--

Centre number						Candidate number				
---------------	--	--	--	--	--	------------------	--	--	--	--

INSTRUCTIONS TO CANDIDATES

- The Insert will be found in the centre of this document.
- Write your name, centre number and candidate number in the boxes above. Please write clearly and in capital letters.
- Use black ink. HB pencil may be used for graphs and diagrams only.
- Answer **all** the questions.
- Read each question carefully. Make sure you know what you have to do before starting your answer.
- Write your answer to each question in the space provided. If additional space is required, you should use the lined pages at the end of this booklet. The question number(s) must be clearly shown.
- Do **not** write in the bar codes.

INFORMATION FOR CANDIDATES

- The number of marks is given in brackets [] at the end of each question or part question.
- The total number of marks for this paper is **56**.
- You will be awarded marks in questions 2(b), 3(b)(i), 3(b)(ii) and 4(a) for the quality of written communication of your answer. Questions marked with a pencil (✎) will carry 3 additional marks for spelling, punctuation and grammar.
- This document consists of **12** pages. Any blank pages are indicated.

SECTION A – Hot deserts and extreme environments generally

Answer **all** questions.

1 Study Fig. 1 in the separate Insert.

(a) Describe the distribution of hot deserts shown.

.....
.....
.....
.....
.....
..... [3]

(b) Deserts are extreme environments. Which **three** of the following statements best describe the environment of any hot desert area?

Tick (✓) the box next to each correct statement.

- annual average precipitation of less than 250 mm
- covered with sand and no vegetation grows
- high temperatures in the day and low temperatures at night
- it never rains
- low, flat land
- temperatures are always very high
- untouched by people
- vegetation is sparse

[3]

(c) Study Fig. 2.

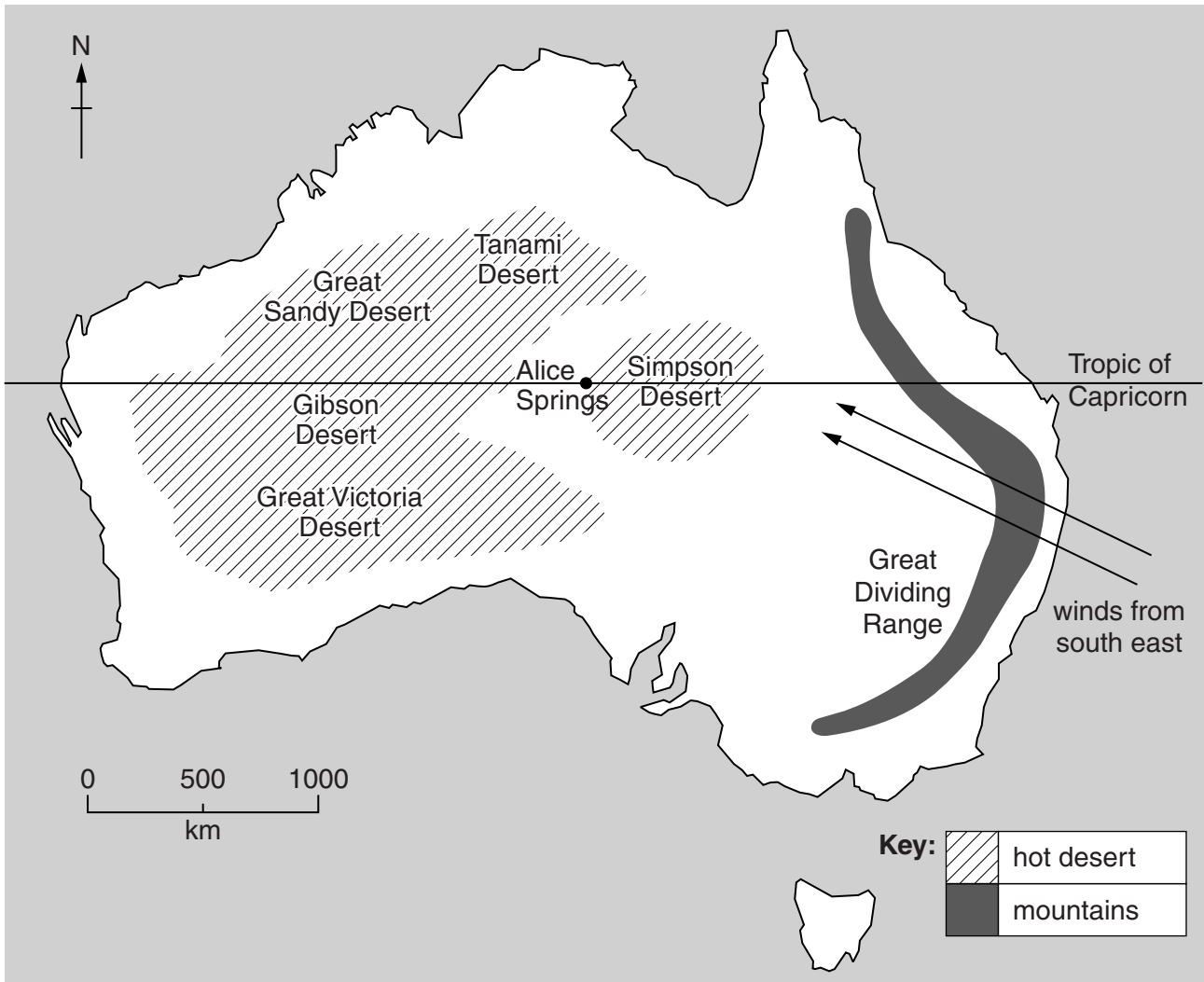


Fig. 2 Hot deserts in Australia

Suggest **three** reasons why the hot deserts shown on Fig. 2 have a low annual average precipitation.

- 1
- 2
- 3

[3]

(d) Study Fig. 3 and Photograph A in the separate Insert.

Fig. 3 and Photograph A show some information about a motorbike race in a hot desert area of Australia.

Suggest another resource which a spectator could use to find out about the environment along the route of the Finke Desert Race.

Explain how the resource will be useful to a spectator when planning the visit.

Resource

How it will be useful to a spectator

.....
.....
.....
.....
.....
.....
.....
.....
.....
.....

[4]

2 (a) Name and describe **one** landform which can be found in a hot desert area.

Name of landform

Description

.....
.....
.....
.....
.....
.....
.....
.....
.....
.....

[4]

(b) Explain the formation of the landform which you named in 2(a). You must draw a fully labelled diagram to show the processes involved.

.....

.....

.....

.....

.....

.....

.....

.....

.....

.....


.....

.....

.....

.....

.....



[8]

SECTION B – Your chosen extreme environment

Answer **all** questions. Your answers in this section must refer to **either** a polar **or** a mountain environment.

Circle the extreme environment which you have studied.

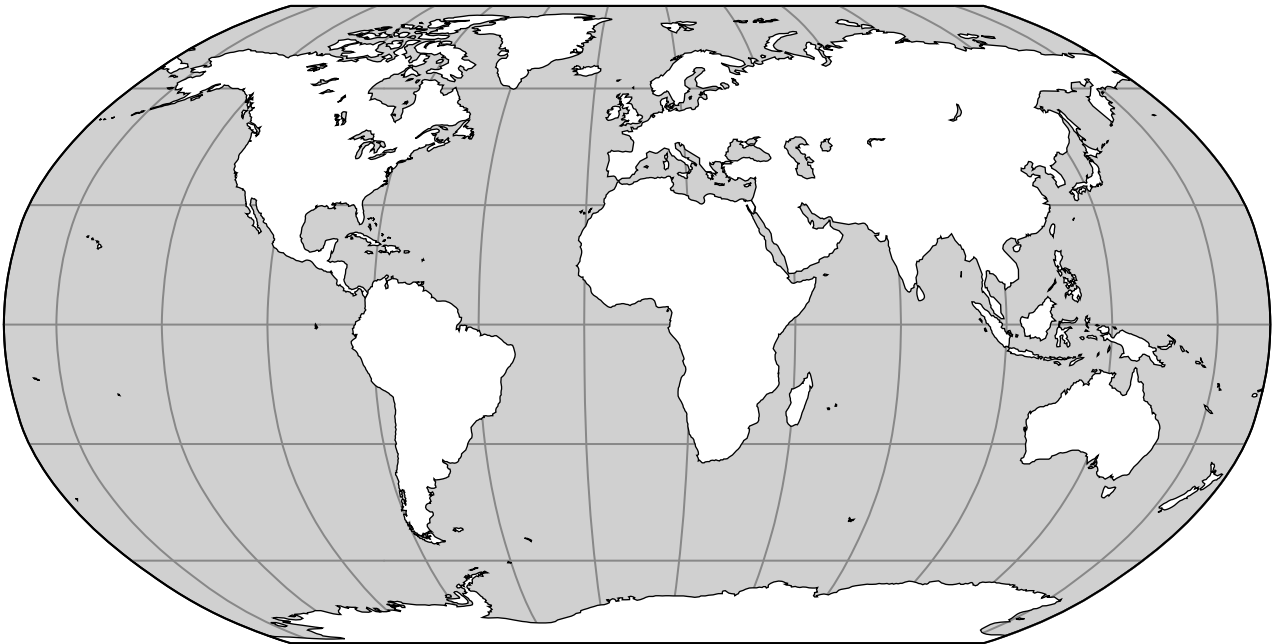
Polar

Mountain

3 (a) (i) Describe the global distribution of this type of extreme environment.

.....
.....
.....
..... [2]

(ii) Locate and name on the world map below the specific polar or mountain area which you have studied.



[1]

ADDITIONAL ANSWER SPACE

If additional answer space is required, you should use the following lined page(s). The question number(s) must be clearly shown in the margins.

This block contains a large area of lined paper for writing answers. It features a vertical margin line on the left side and horizontal dotted lines for writing. The lines are evenly spaced and extend across the width of the page.

